







**Fitting for top-running wooden doors up to 40 kg (88 lbs.), with surface mounted running track. Optionally with soft and self closing mechanism. Prewall or ceiling mounting.**

**Product highlights**

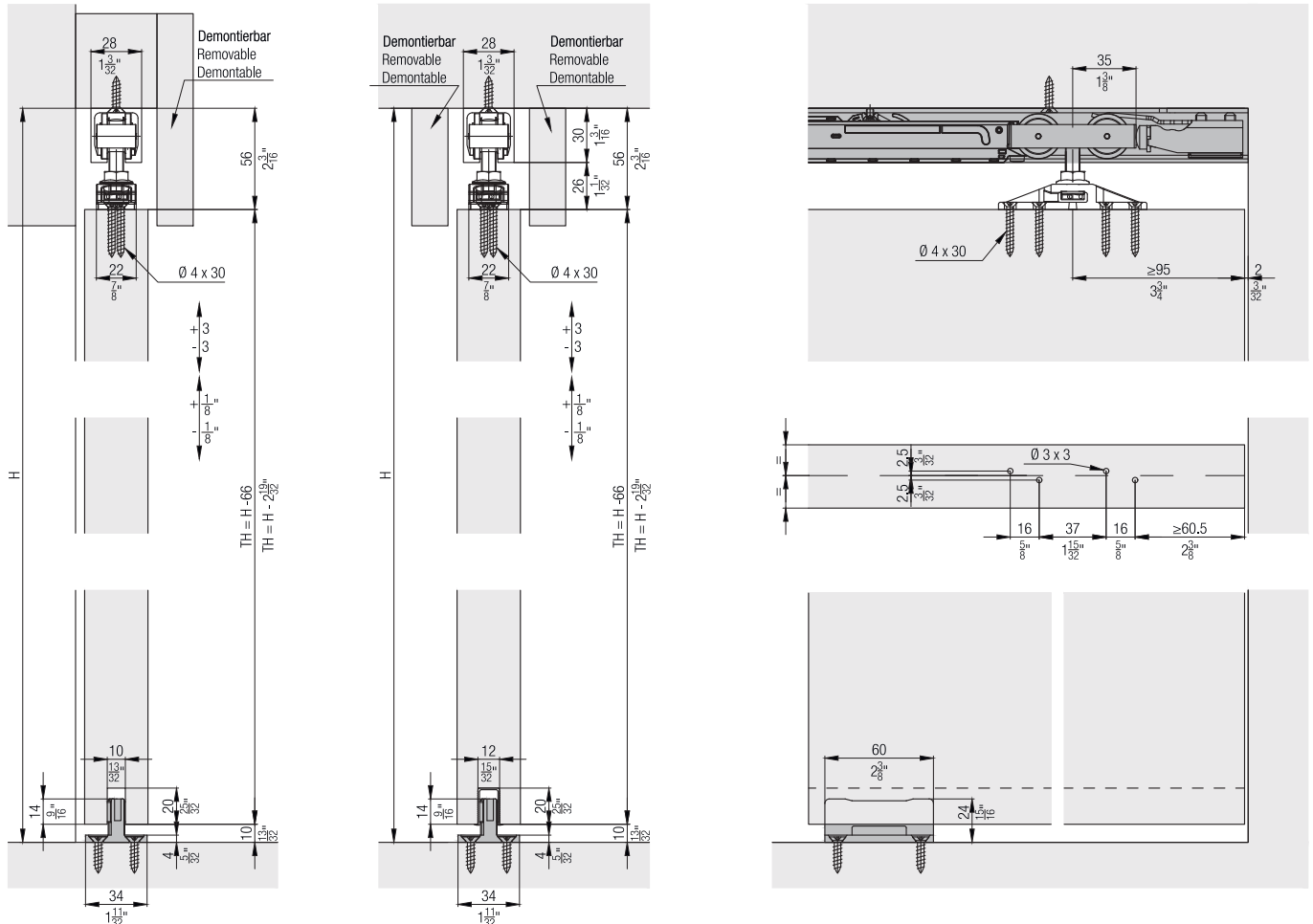
-  **Productivity** The door can be installed from the front and also slid in from the side
-  **Productivity** Height adjustment at both suspensions of completely installed door

**Technical specifications**

-  Max. 40 kg (88 lbs.)
-  Max. 4000 mm (13'1 15/32")
-  Max. 3000 mm (9'10 1/8")
-  35–80 mm (1 3/8" to 3 5/32")



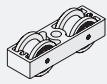
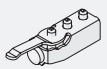

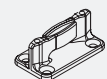


**Installation examples**




**Set for 1 wooden door up to 40 kg (88 lbs.)**

	No.
Hawa Junior 40 Z, for 1 door	25902
Hawa Junior 40 Z, with 2 track stoppers, for 1 door	26038

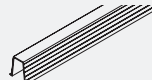
**Set consisting of:**

		25902	26038	No.
	Two-wheeled running gear, M8, plastic wheels	2	2	25898
	Stopper, with adjustable retention spring	1	2	10640
	Two-way suspension flange, with screw M8 and fixing screws, steel, zinc-plated	2	2	10488
	Bottom guide, zero tolerance, groove width 10 mm (13/32"), plastic black	1	1	14427
	Screw-on rubber door stop	1	1	10629
	Vertical adjustment pin	1	1	10795

**Running tracks**

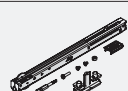
		mm (inch)	No.
	Running track, aluminum, anodized, pre-drilled	1,400 (4' 7 1/8 ")	10213
		1,600 (5' 3 ")	10214
		1,800 (5' 10 7/8 ")	10215
		2,000 (6' 6 3/4 ")	10216
		2,500 (8' 2 7/16 ")	25997
		3,000 (9' 10 1/8 ")	18530
		4,000 (13' 1 15/32 ")	18531
		6,000 (19' 8 7/32 ")	10211
	cut to size		10217

**Guide tracks**






		mm (inch)	No.
	Guide track, for groove mounting, plastic, 10-piece set	1,300 (4' 3 3/16 ")	14540

**Soft close SoftMove 40**

For soft closing in opening and closing direction order 2 sets.

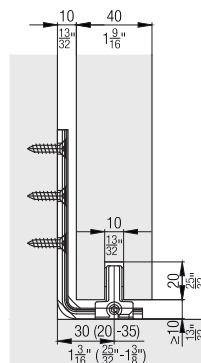
		No.
	Soft close SoftMove 40	25987

**Accessories**

		No.
	Cover cap for running track Hawa Junior 40, plastic, anthracite	20901
	Bottom door stopper, with centering, stainless steel look	21473
	Bottom door stopper, with centering, chrome-plated, matt	20773
	Hawa SoundEX for Hawa Junior 40, includes fixing parts for running track	19588
	Bottom guide, rattle proof, groove width 10 mm (13/32"), plastic, black, 10-piece set	25958

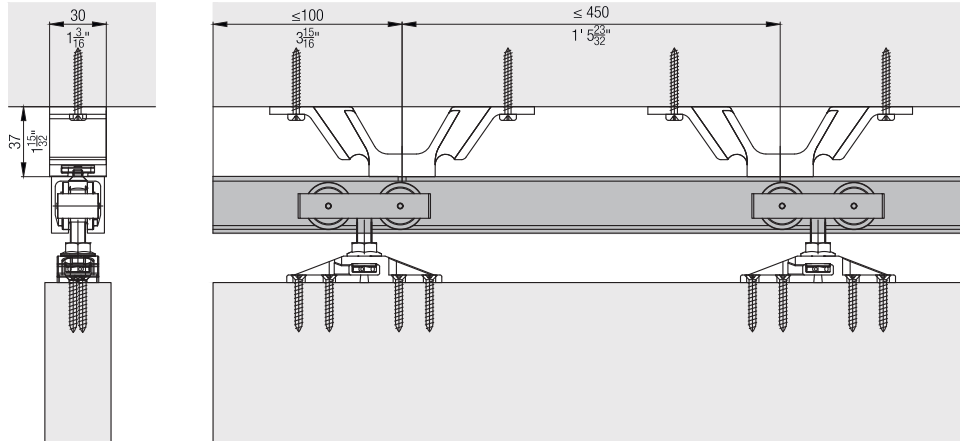
**Hawa Confort 120**

The convenient solution for inadequate fastening options in brittle sub-floors or in the area of floor heating. This bottom guide is mounted on the wall. Details and accessories from page 371.



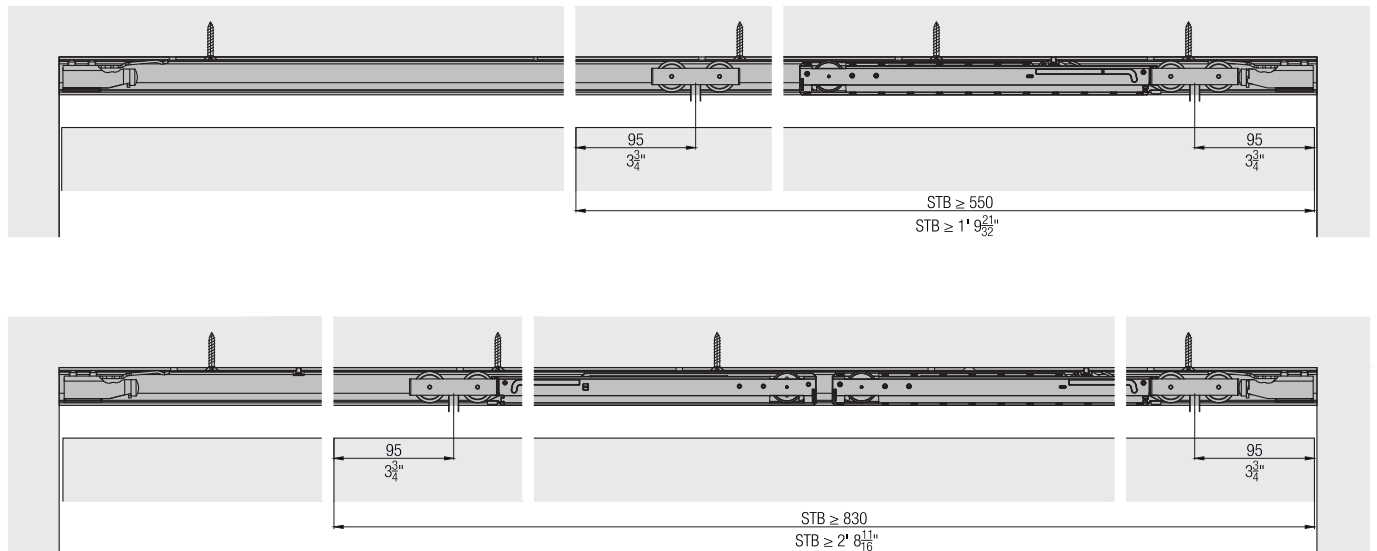
**Hawa SoundEx**

Contains the transmission of structure-borne noise from a sliding system to the building.



**SoftMove 40 soft closing mechanism**

Completely integrated into the running track, the SoftMove decelerates sliding doors and draws them into their final position.



**Accessories**

- Hawa Junior bottom guides for wall mounting from page 371
- Lock solutions from page 374
- General accessories from page 381

**Planning/execution**

Further information about the product can be found on [www.hawa.com](http://www.hawa.com).